

Scaled data based on original data using
LM-79-08 Approved Method: Electrical and Photometric Measurements of Solid-
State Lighting Products

Test Report Prepared for
Cooper Lighting Solutions
(formerly Eaton)

Brand: STREETWORKS

Report Number: P510632

Luminaire Tested: **CST-CA10-760-760-U-T5**

Issue Date: 4/6/2021

Test Information

Test Method: LM-79-08
Report Number: P510632
TEST IS SCALED FROM IESNA LM-79-08 TEST DATA (G3-2102-151-3)
Test Lab: COOPER LIGHTING SOLUTIONS
Issue Date: 4/6/2021
Manufacturer: COOPER LIGHTING SOLUTIONS (FORMERLY EATON)
Product Line: STREETWORKS
Catalog Number: CST-CA10-760-760-U-T5
Description: CELESTEON HIGH MAST LUMINAIRE
Light Source: (10) 5700K CCT, 70 CRI LEDS
Ballast/Driver: ELECTRONIC DRIVER

Summary

Lumens per Lamp: N/A
Luminaire Lumens: 109541 lumens
Efficiency: N/A
Efficacy: 143.8 lumens/watt
Luminous Opening: Circular (Dia: 2.08' x H: 0')
IES Classification: Type V - Short
BUG Rating: B5 - U0 - G5

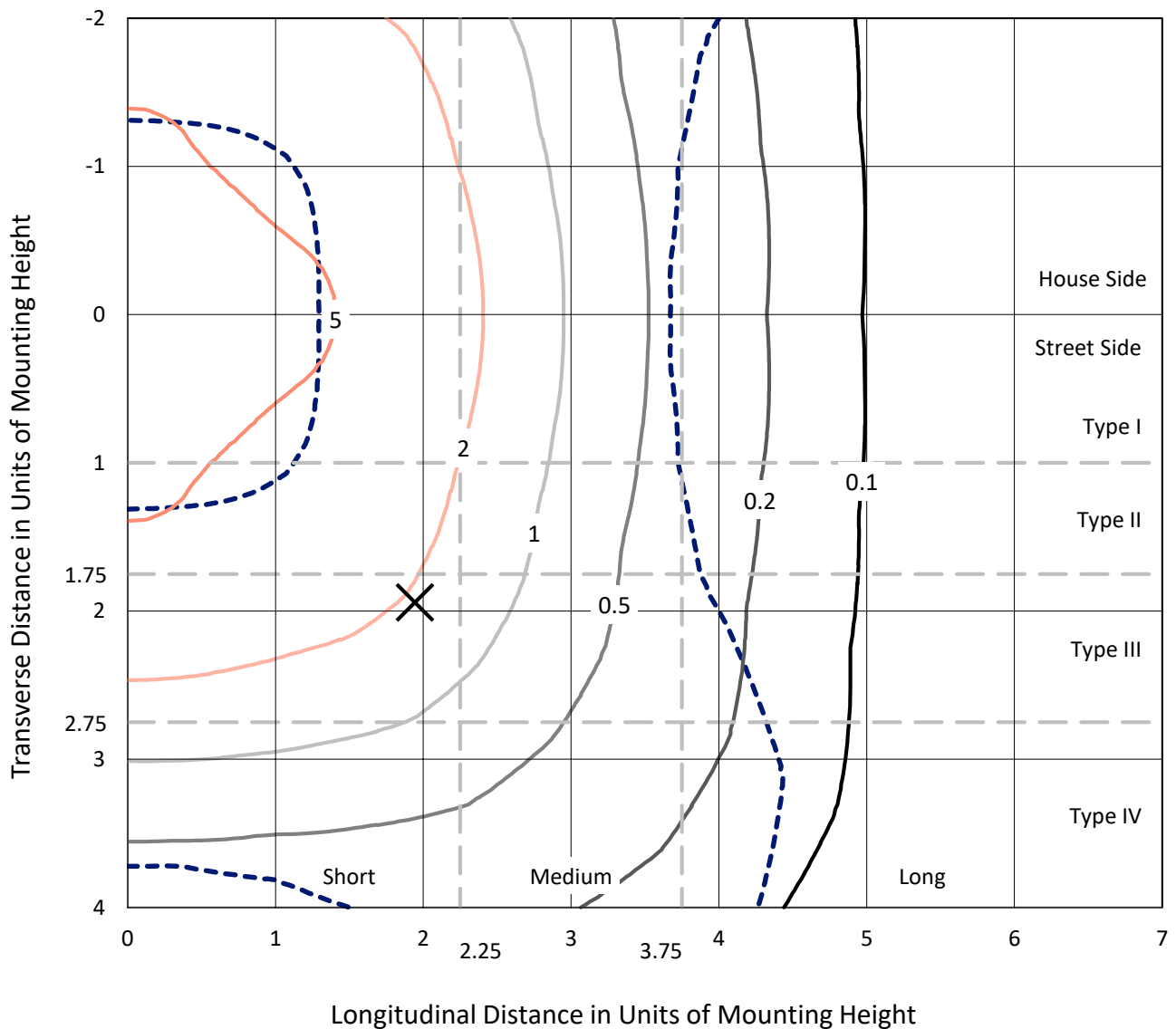
Input Watts (W): 761.9
Input Voltage (V): 120
Input Current (Ain): NR
Voltage Rise (V): NR
Power Factor: NR
Total Harmonic Distortion (THDi): NR
Frequency (hertz): 60
Stabilization Time: NR
Operation Time: NR
Ambient Temperature (°C): NR
Test Distance: 24 FT



REPORT NUMBER: P510632
 CATALOG NUMBER: CST-CA10-760-760-U-T5

Iso-Footcandle Lines of Horizontal Illumination

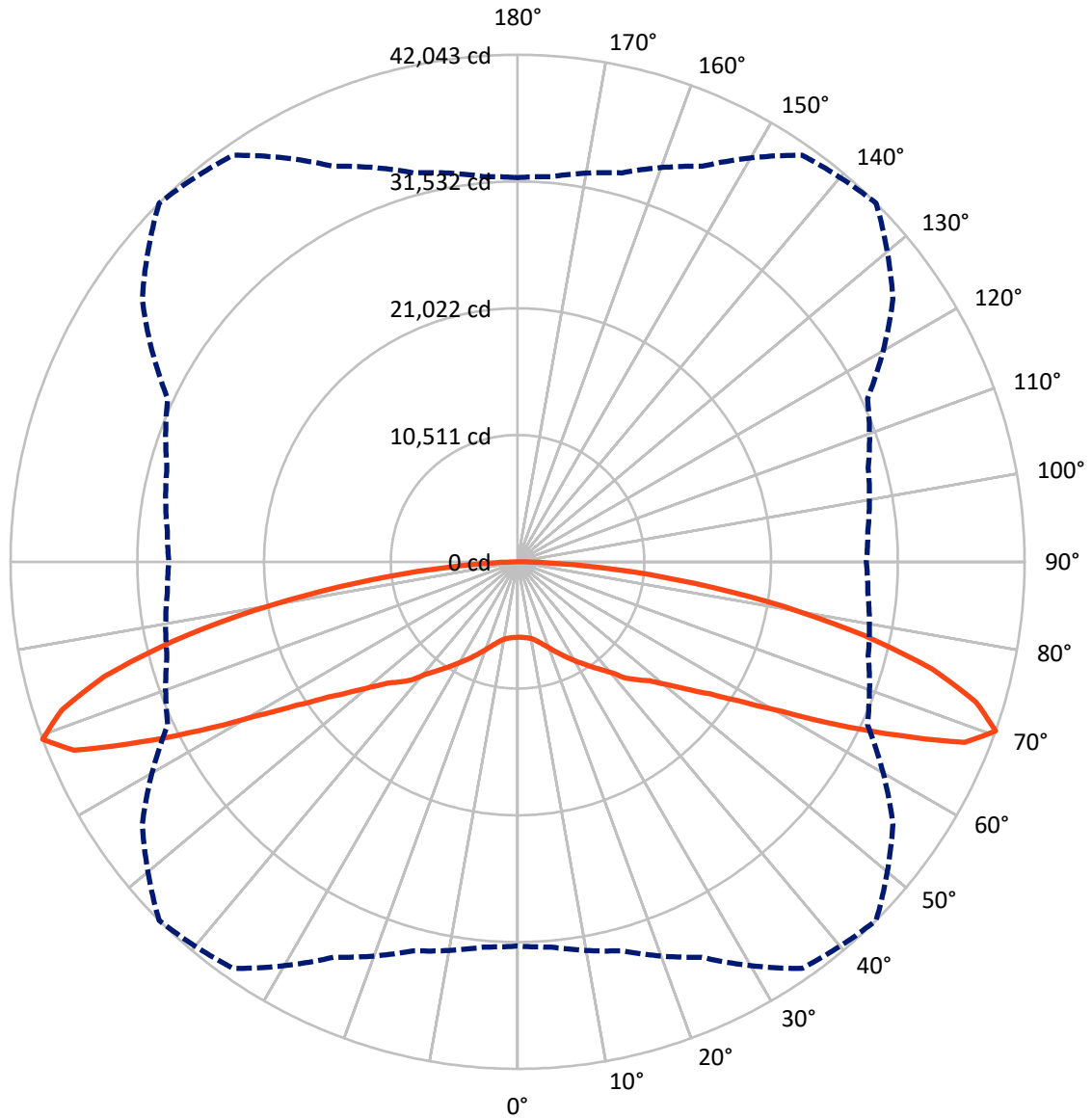
✕ Max cd
 - - - 1/2 Max cd



Based on 30 foot mounting height. Maximum calculated value = 7.1 fc
 Type V - Short - N/A

REPORT NUMBER: P510632
CATALOG NUMBER: CST-CA10-760-760-U-T5

Luminous Intensity Polar Plot



— Vertical Plane Through 45-Deg Lateral - - - Horizontal Cone Through 70-Deg Vertical

REPORT NUMBER: P510632
 CATALOG NUMBER: CST-CA10-760-760-U-T5

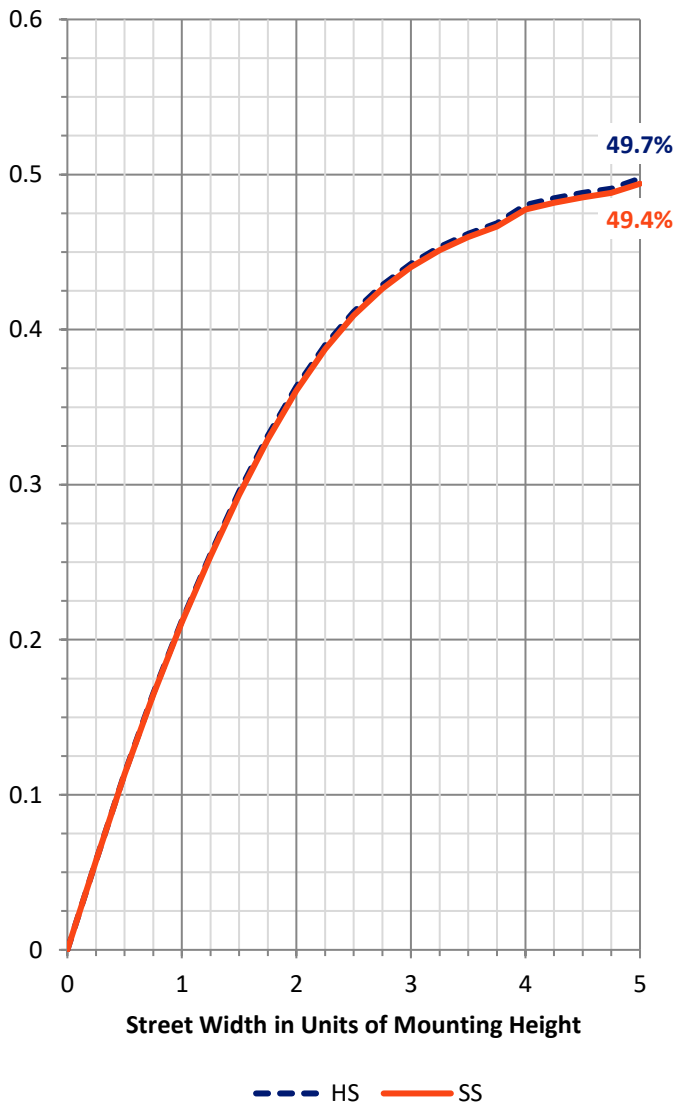
FLUX DISTRIBUTION:

		Downward	Upward	Total
House Side	Lumens	54770.5	0.0	54770.5
	% Fixture	50.0	0.0	50.0
Street Side	Lumens	54770.5	0.0	54770.5
	% Fixture	50.0	0.0	50.0
Total	Lumens	109541.0	0.0	109541.0
	% Fixture	100.0	0.0	100.0

Coefficient of Utilization

ZONAL LUMENS:

Zone	Lumens	% Fixture
0°-10°	608.6	0.6
10°-20°	1981.9	1.8
20°-30°	3923.3	3.6
30°-40°	6787.0	6.2
40°-50°	11292.5	10.3
50°-60°	19696.0	18.0
60°-70°	32605.8	29.8
70°-80°	27326.3	24.9
80°-90°	5319.5	4.9
90°-100°	0.0	0.0
100°-110°	0.0	0.0
110°-120°	0.0	0.0
120°-130°	0.0	0.0
130°-140°	0.0	0.0
140°-150°	0.0	0.0
150°-160°	0.0	0.0
160°-170°	0.0	0.0
170°-180°	0.0	0.0
0°-90°	109541.0	100.0
0°-180°	109541.0	100.0

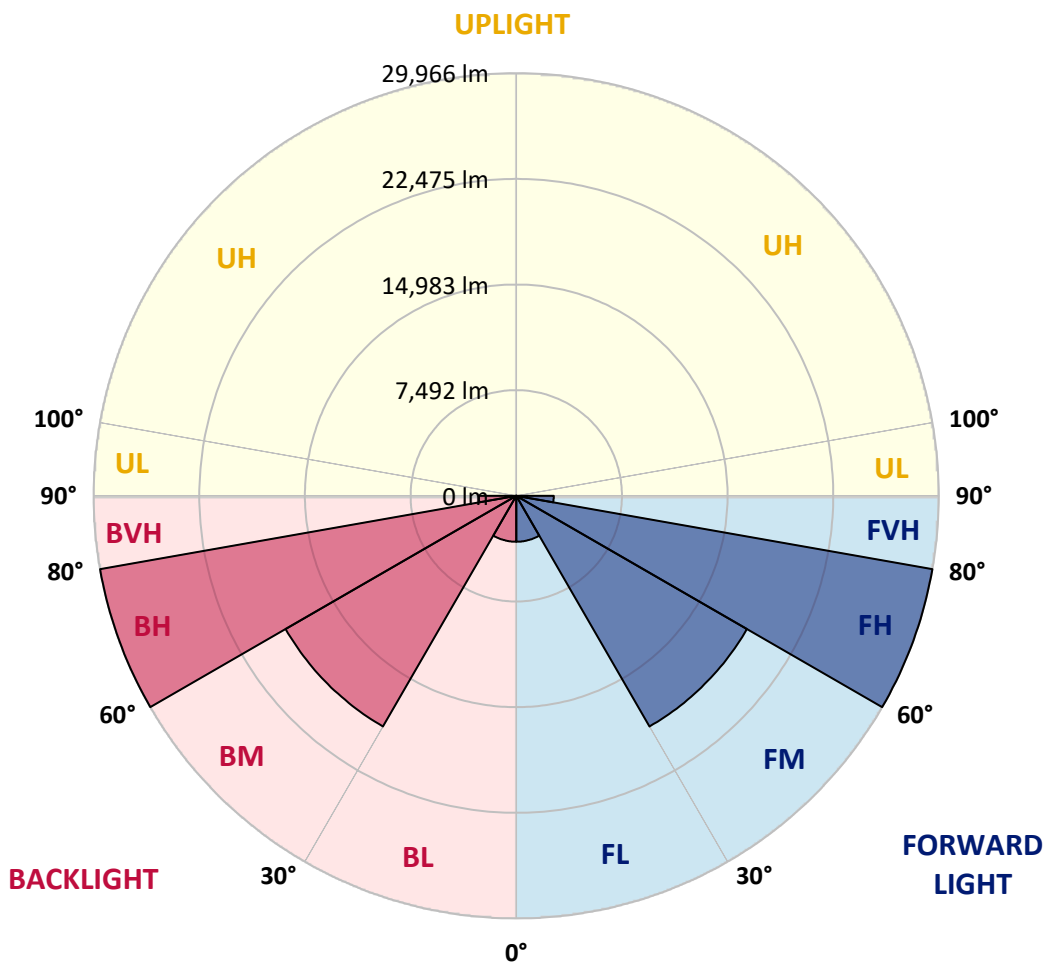


REPORT NUMBER: P510632
 CATALOG NUMBER: CST-CA10-760-760-U-T5

LUMINAIRE CLASSIFICATION SYSTEM LUMEN TABLE AND BUG RATING:

Zone	Lumens	% Fixture	Zone Rating/Lumen Limit		
			B	U	G
FL (0°-30°)	3256.9	3.0			
FM (30°-60°)	18887.8	17.2			
FH (60°-80°)	29966.1	27.4			G5
FVH (80°-90°)	2659.8	2.4			G5
BL (0°-30°)	3256.9	3.0	B4/5000		
BM (30°-60°)	18887.8	17.2	B5		
BH (60°-80°)	29966.1	27.4	B5		G5
BVH (80°-90°)	2659.8	2.4			G5
UL (90°-100°)	0.0	0.0		U0/0	
UH (100°-180°)	0.0	0.0		U0/0	

BUG Rating: B5-U0-G5
 Type V Short





REPORT NUMBER: P510632
 CATALOG NUMBER: CST-CA10-760-760-U-T5

CANDELA DISTRIBUTION (FULL):

	0°	5°	15°	25°	35°	45°	55°	65°	75°	85°	90°
0°	6260.6	6260.6	6260.6	6260.6	6260.6	6260.6	6260.6	6260.6	6260.6	6260.6	6260.6
2.5°	6299.7	6280.1	6273.6	6267.1	6271.5	6269.3	6280.1	6284.5	6288.8	6308.3	6297.5
5°	6338.7	6323.5	6321.4	6312.7	6310.5	6310.5	6325.7	6327.9	6330.0	6343.0	6330.0
7.5°	6410.3	6395.1	6390.8	6386.4	6384.3	6375.6	6386.4	6382.1	6386.4	6392.9	6377.8
10°	6523.1	6505.7	6501.4	6490.6	6497.1	6484.1	6492.7	6481.9	6462.4	6466.7	6445.0
12.5°	6677.1	6661.9	6668.4	6666.3	6692.3	6685.8	6668.4	6646.8	6614.2	6592.5	6568.7
15°	6904.9	6881.0	6898.4	6915.7	6941.8	6952.6	6939.6	6881.0	6833.3	6798.6	6779.1
17.5°	7182.6	7143.5	7178.2	7212.9	7269.3	7280.2	7232.5	7160.9	7108.8	7093.6	7061.1
20°	7505.8	7499.3	7501.5	7557.9	7644.6	7659.8	7596.9	7512.3	7460.2	7462.4	7425.5
22.5°	7896.3	7861.6	7872.4	7928.8	8052.5	8093.7	7989.6	7896.3	7863.7	7872.4	7868.1
25°	8343.1	8310.6	8295.4	8321.5	8482.0	8553.6	8453.8	8345.3	8330.1	8349.7	8319.3
27.5°	8833.4	8803.0	8785.7	8798.7	8924.5	9059.0	8948.4	8857.3	8855.1	8883.3	8866.0
30°	9390.9	9345.4	9325.8	9341.0	9427.8	9558.0	9469.0	9414.8	9460.3	9479.9	9473.4
32.5°	9954.9	9933.3	9926.7	9922.4	10028.7	10102.5	10059.1	10069.9	10106.8	10195.7	10167.5
35°	10597.1	10534.1	10551.5	10564.5	10703.4	10709.9	10714.2	10733.7	10831.3	10957.2	10883.4
37.5°	11265.2	11250.0	11260.9	11224.0	11325.9	11367.2	11427.9	11493.0	11647.0	11792.3	11762.0
40°	12091.7	12063.5	12074.4	12031.0	12080.9	12113.4	12237.1	12378.1	12575.5	12731.7	12660.1
42.5°	13187.2	13115.6	13115.6	13128.6	13232.8	13198.1	13462.7	13501.8	13746.9	13879.2	13838.0
45°	14475.8	14449.7	14313.1	14083.1	13953.0	13950.8	14163.4	14480.1	14885.8	15161.3	15159.1
47.5°	16113.6	16033.3	15705.8	15152.6	14822.9	14742.6	14966.0	15582.1	16328.4	16757.9	16751.4
50°	18261.2	18159.3	17662.5	16803.4	16161.3	15963.9	16321.9	17120.2	18124.5	18697.2	18745.0
52.5°	20664.8	20673.5	20111.6	18812.2	17862.1	17506.3	17885.9	19027.0	20278.7	21064.0	21157.2
55°	23456.7	23389.5	22858.0	21385.0	20076.9	19313.3	19888.2	21400.2	22838.5	23437.2	23602.0
57.5°	26363.6	26101.1	25693.3	24315.7	22786.4	21810.2	22500.0	23979.5	25357.0	26120.6	26094.6
60°	28940.7	28767.2	28532.9	27435.2	26261.6	25146.6	25678.1	26929.8	28109.9	28571.9	28591.4
62.5°	31756.5	31611.1	31400.7	30799.8	30153.3	29739.0	29257.4	29836.6	30758.6	31264.0	31428.9
65°	34520.2	34468.1	34589.6	34498.5	34771.8	34711.1	33557.0	33192.5	33207.7	33064.6	32990.8
67.5°	34357.5	34337.9	35053.8	36481.2	39205.9	39978.1	37017.0	33719.7	32233.7	31856.3	31802.0
70°	31851.9	32062.3	33387.8	36181.8	41153.9	42043.3	37988.9	32003.8	30103.5	29157.6	28923.4
72.5°	27031.7	27443.9	29476.5	33591.7	39535.6	39739.5	35546.2	29422.3	26623.9	25495.8	25328.8
75°	20857.9	20909.9	22990.3	28220.5	35283.8	35539.7	31708.7	24678.0	21925.2	20521.6	20478.2
77.5°	12703.5	13443.2	16478.0	21159.4	28049.1	29381.1	26519.8	19656.1	16382.6	15139.6	14445.4
80°	6232.4	6570.8	8757.5	13378.1	20048.7	22280.9	19679.9	13595.0	10104.6	8527.5	8354.0
82.5°	2837.5	3017.5	4143.4	6993.8	12098.2	14864.1	12145.9	7785.6	5395.1	4219.3	4180.3
85°	1102.0	1095.5	1676.9	2935.1	5792.0	8230.3	6150.0	3713.9	2468.7	1835.2	1731.1
87.5°	321.1	342.8	492.4	963.2	1715.9	2312.5	1896.0	1284.2	759.3	488.1	449.0
90°	0.0	0.0	0.0	0.0	0.0	0.0	0.0	0.0	0.0	0.0	0.0

(END OF REPORT)